Billionaire Lighting Co.Ltd.
Installation Instructions

①

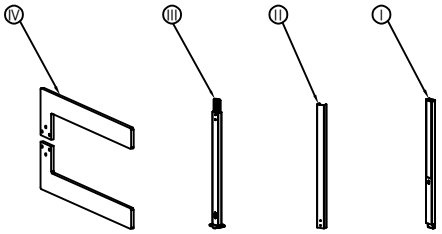

Screw A		AX6
Screw B		BX4
Screw C		CX2
Hex key		X1
Cross-head driver		X1

②

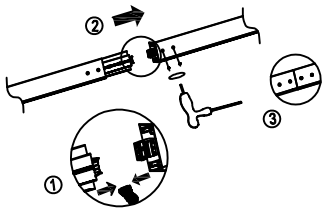

1.Connect the wire terminals ;
2.Push the light pole into the splice position;
3.Use C screws to fix the poles;

③

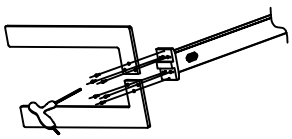

Use A screw and hexagon wrench to connect the base and light pole

④



Open the box of lamp body

⑤

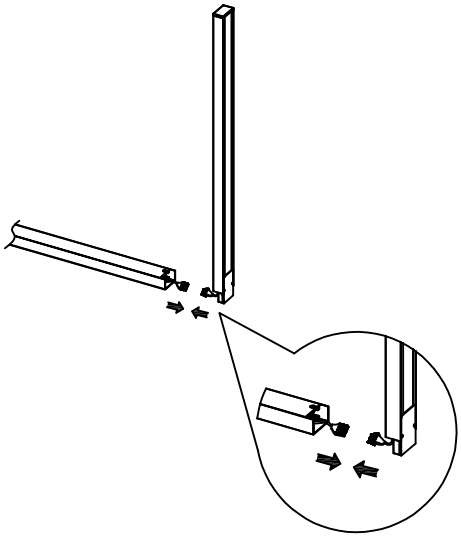

Put the lamp pole into the lamp body

⑥

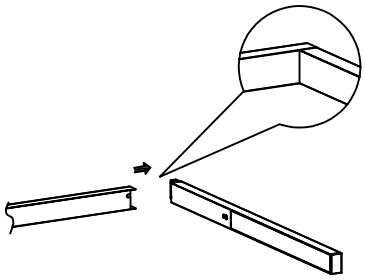

Connect the terminals of lamp pole and lamp body

⑦

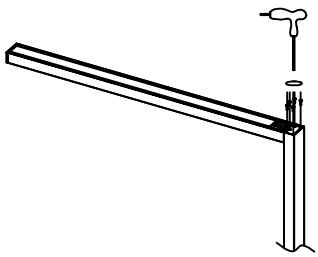

Fix the lamp holder with the B screws

⑧

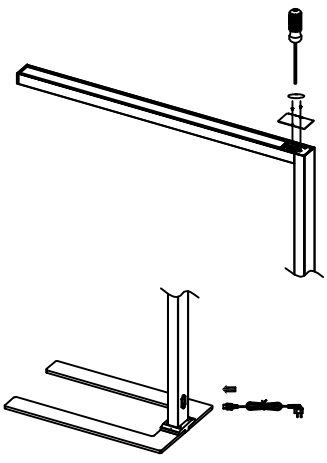

1.Close the box by screws;
2.Insert the tai of the AC cable into the terminal seat of lamp pole;

⑨

